


RVS WERKBLADEN





**Massief - AISI 304 (18/10)** F1 Zefiro afwerking Max. afm. 1480 x 3980 mm

code	afwerking	diepte	rand
1000620000	Zefiro	600 ÷ 1480 mm	6 mm m <sup>2</sup>
1000720000	Zefiro	600 ÷ 1480 mm	8 mm m <sup>2</sup>

code	afwerking	diepte	rand
Rand H.50/100 PZ			SP6 m <sup>2</sup>
Rand H.50/100 PZ			SP8 m <sup>2</sup>

#### opmerking

De prijs is inclusief afgewerkte boven en onderrand.

Ingelaste spoelbakken alleen mogelijk van Vittinox: QUADRA, ROND, QR10, S-LINE E LEVEL 2.0.

Kookplaten kunnen niet worden ingelast, alleen geschikt voor vlak of opbouw.

**Massief - AISI 304 (18/10)** Scotch brite Max. afm. 1480 x 3980 mm

code	afwerking	diepte	rand
1000401000	Scotch brite	600 ÷ 1480 mm	4 mm
1000501000	Scotch brite	600 ÷ 1480 mm	5 mm
1000601000	Scotch brite	600 ÷ 1480 mm	6 mm
1000701000	Scotch brite	600 ÷ 1480 mm	8 mm

code	afwerking	diepte	rand
Rand H.50/100 PZ			
Rand H.50/100 PZ			

#### opmerking

De prijs is inclusief afgewerkte boven en onderrand.


Ingelaste spoelbakken alleen mogelijk van Vittinox: QUADRA, ROND, QR10, S-LINE E LEVEL 2.0.

Kookplaten kunnen niet worden ingelast, alleen geschikt voor vlak of opbouw.

Bewerking: "Easy Clean"

Bewerking: Wirbel steel

Bewerking: Whirl brushed finish



**Super Slim - AISI 304 (18/10)** Scotch brite Max. afm. ? x 3900 mm Radius 0,5

code	afwerking	diepte	rand	
1002901060	Scotch brite	600 mm	8 mm	wand
1002901070	Scotch brite	601 ÷ 700 mm	8 mm	wand
1002901080	Scotch brite	701 ÷ 800 mm	8 mm	wand

Bewerking: "Easy Clean"

Bewerking: Spazzolato circolare

Bewerking: Wirbel steel

Bewerking: Whirl brushed finish

#### opmerking


**Super Slim - AISI 304 (18/10)** Scotch brite Max. afm. ? x 3900 mm Radius 0,5

code	afwerking	diepte	rand	
1004901100	Scotch brite	801 ÷ 1000 mm	8 mm	eiland
1004901120	Scotch brite	1001 ÷ 1250 mm	8 mm	eiland
1004901140	Scotch brite	1251 ÷ 1400 mm	8 mm	eiland

#### kant afwerking

1007901000 - wand	8 mm
1007901010 - eiland	8 mm

#### opmerking



**Super Slim - AISI 304 (18/10)**    Scotch brite    Max. afm. ? x 3900 mm    Radius 0,5

code	afwerking	diepte	rand
1012901060	Scotch brite	600 mm	8 mm
1012901070	Scotch brite	601 ÷ 700 mm	8 mm


kant afwerking	rand
1015901000 - wand	8 mm

Bewerking: "Easy Clean"

Bewerking: Spazzolato circolare

Bewerking: Wirbel steel

Bewerking: Whirl brushed finish



**Slim - AISI 304 (18/10)**    Scotch brite    Max. afm. ? x 3900 mm    Radius 2,5

code	afwerking	diepte	rand
1003001060		600 mm	12,5 mm    wand
1003001070		601 ÷ 700 mm	12,5 mm    wand
1003001080		701 ÷ 800 mm	12,5 mm    wand
1005001100		801 ÷ 1000 mm	12,5 mm    wand
1005001120		1001 ÷ 1250 mm	12,5 mm    wand
1005001140		1251 ÷ 1400 mm	12,5 mm    wand


Bewerking: "Easy Clean"

Bewerking: Spazzolato circolare

Bewerking: Wirbel steel

Bewerking: Whirl brushed finish

kant afwerking	rand
1008001010 - wand	12,5 mm
1008001020 - eiland	12,5 mm



**Slim - AISI 304 (18/10)**      Scotch brite      Max. afm. ? x 3900 mm      Radius 2,5

code	afwerking	diepte	rand
1013001060	Scotch brite	600 mm	12,5 mm
1013001070	Scotch brite	601 ÷ 700 mm	12,5 mm


kant afwerking	rand
1016001000	12,5 mm

Bewerking: "Easy Clean"

Bewerking: Spazzolato circolare

Bewerking: Wirbel steel

Bewerking: Whirl brushed finish



**Slim - AISI 304 (18/10)**      Scotch brite      Max. afm. ? x 3900 mm      Radius 0,5

code	afwerking	diepte	rand	
1002801060		600 mm	12,5 mm	wand
1002801070		601 ÷ 700 mm	12,5 mm	wand
1004801100		801 ÷ 1000 mm	12,5 mm	eiland
1004801120		1001 ÷ 1250 mm	12,5 mm	eiland


Bewerking: "Easy Clean"

Bewerking: Spazzolato circolare

Bewerking: Wirbel steel

Bewerking: Whirl brushed finish

kant afwerking	rand
1008001010 - wand	12,5 mm
1008001020 - eiland	12,5 mm



**Slim - AISI 304 (18/10)**    Scotch brite    Max. afm. ? x 3900 mm    Radius 0,5

code	afwerking	diepte	rand	
1012801060	Scotch brite	600 mm	12,5 mm	wand
1012801070	Scotch brite	601 ÷ 700 mm	12,5 mm	wand

#### kant afwerking

1015801000	12,5 mm
------------	---------

Bewerking: "Easy Clean"

Bewerking: Spazzolato circolare


Bewerking: Wirbel steel

Bewerking: Whirl brushed finish



**Opedikt - AISI 304 (18/10)**    Scotch brite    Max. afm. ? x 3900 mm    Radius 2,5

code	diepte	rand	
1001101000	600 mm	20 mm	wand
1002101000	300 ÷ 450 mm	20 ÷ 40 mm	wand
1002201000	300 ÷ 450 mm	41 ÷ 60 mm	wand
1002301000	300 ÷ 450 mm	101 ÷ 200 mm	wand
1003101000	451 ÷ 600 mm	20 ÷ 40 mm	wand
1003201000	451 ÷ 600 mm	41 ÷ 60 mm	wand
1003301000	451 ÷ 600 mm	61 ÷ 100 mm	wand
1003401000	451 ÷ 600 mm	101 ÷ 200 mm	wand
1003501000	451 ÷ 600 mm	201 ÷ 250 mm	wand
1004101000	601 ÷ 700 mm	20 ÷ 40 mm	wand
1004201000	601 ÷ 700 mm	41 ÷ 60 mm	wand
1004301000	601 ÷ 700 mm	61 ÷ 100 mm	wand
1004401000	601 ÷ 700 mm	101 ÷ 200 mm	wand



Opgedikt - AISI 304 (18/10)

Scotch brite

Max. afm. ? x 3900 mm

Radius 2,5

code	diepte	rand	
1005101000	701 ÷ 1000 mm	20 ÷ 40 mm	eiland
1005201000	701 ÷ 1000 mm	41 ÷ 60 mm	eiland
1005301000	701 ÷ 1000 mm	61 ÷ 100 mm	eiland
1005401000	701 ÷ 1000 mm	101 ÷ 200 mm	eiland
1005501000	701 ÷ 1000 mm	201 ÷ 250 mm	eiland
1006101000	1001 ÷ 1250 mm	20 ÷ 40 mm	eiland
1006201000	1001 ÷ 1250 mm	41 ÷ 60 mm	eiland
1006301000	1001 ÷ 1250 mm	61 ÷ 100 mm	eiland
1007201000	1251 ÷ 1400 mm	20 ÷ 40 mm	eiland


kant afwerking	rand
1008101000	20 ÷ 40 mm
1009101000	41 ÷ 60 mm
1010101000	61 ÷ 100 mm
1011101000	101 ÷ 200 mm
1011201000	201 ÷ 250 mm

Bewerking: "Easy Clean"

Bewerking: Spazzolato circolare

Bewerking: Wirbel steel

Bewerking: Whirl brushed finish



Opstand - AISI 304 (18/10)

Scotch brite

Max. afm. 800x 4800 mm

Radius 2,5

code	diepte	dikte	rand
1012101000	300 ÷ 450 mm	20 ÷ 40 mm	40÷60 x 20/25 mm
1012201000	300 ÷ 450 mm	41 ÷ 60 mm	40÷60 x 20/25 mm
1013101000	451 ÷ 600 mm	20 ÷ 40 mm	40÷60 x 20/25 mm
1013201000	451 ÷ 600 mm	41 ÷ 60 mm	40÷60 x 20/25 mm
1013301000	451 ÷ 600 mm	61 ÷ 100 mm	40÷60 x 20/25 mm
1013401000	451 ÷ 600 mm	101 ÷ 200 mm	40÷60 x 20/25 mm
1014101000	601 ÷ 750 mm	20 ÷ 40 mm	40÷60 x 20/25 mm
1014201000	601 ÷ 750 mm	41 ÷ 60 mm	40÷60 x 20/25 mm
1014301000	601 ÷ 750 mm	61 ÷ 100 mm	40÷60 x 20/25 mm
1014401000	601 ÷ 750 mm	101 ÷ 200 mm	40÷60 x 20/25 mm
1015101000	751 ÷ 1000 mm	20 ÷ 40 mm	40÷60 x 20/25 mm
1015201000	751 ÷ 1000 mm	41 ÷ 60 mm	40÷60 x 20/25 mm
1015301000	751 ÷ 1000 mm	61 ÷ 100 mm	40÷60 x 20/25 mm
1015501000	1001 ÷ 1200 mm	20 ÷ 40 mm	40÷60 x 20/25 mm
1015601000	1001 ÷ 1200 mm	41 ÷ 60 mm	40÷60 x 20/25 mm

kant afwerking	rand
1016101000	20 ÷ 40 mm
1017101000	41 ÷ 60 mm
1018101000	61 ÷ 100 mm
1018201000	101 ÷ 200 mm


Bewerking: "Easy Clean"

Bewerking: Spazzolato circolare

Bewerking: Wirbel steel

Bewerking: Whirl brushed finish





Enkele waterkering      Scotch brite      Max. afm. 1300 x 4800 mm      Radius 2,5

code	diepte	rand
1019101000	600 mm	30 ÷ 50 mm
1019201000	600 mm	51 ÷ 80 mm
1019301000	600 mm	81 ÷ 100 mm
1020101000	601 ÷ 750 mm	30 ÷ 50 mm
1020201000	601 ÷ 750 mm	51 ÷ 80 mm
1020301000	601 ÷ 750 mm	81 ÷ 100 mm
1021101000	751 ÷ 1000 mm	30 ÷ 50 mm
1021201000	751 ÷ 1000 mm	51 ÷ 80 mm
1021301000	751 ÷ 1000 mm	81 ÷ 100 mm
1021401000	751 ÷ 1000 mm	101 ÷ 200 mm
1021501000	1001 ÷ 1300 mm	30 ÷ 50 mm

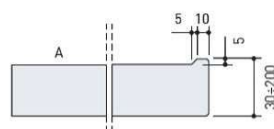
kant afwerking	rand
1022101000	30 ÷ 50 mm
1023101000	51 ÷ 80 mm
1024101000	81 ÷ 100 mm
1024201000	101 ÷ 200 mm

Bewerking: "Easy Clean"

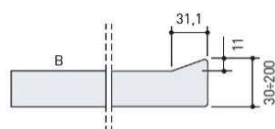
Bewerking: Spazzolato circolare

Bewerking: Wirbel steel

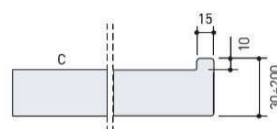
Bewerking: Whirl brushed finish



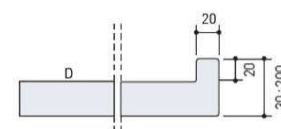
DOMESTIC DRIP CATCHER EDGE




SOFT DRIP CATCHER EDGE



SOFT SQUARE DRIP CATCHER EDGE



SQUARE DRIP CATCHER EDGE



Opstand + waterkering

Scotch brite

Max. afm. 800 x 4800 mm

Radius 2,5

code	diepte	dikte	rand
1025101000	600 mm	30 ÷ 50 mm	40÷60 x 20/25 mm
1025201000	600 mm	51 ÷ 80 mm	40÷60 x 20/25 mm
1025301000	600 mm	81 ÷ 100 mm	40÷60 x 20/25 mm
1026101000	601 ÷ 750 mm	30 ÷ 50 mm	40÷60 x 20/25 mm
1026201000	601 ÷ 750 mm	51 ÷ 80 mm	40÷60 x 20/25 mm
1026301000	601 ÷ 750 mm	81 ÷ 100 mm	40÷60 x 20/25 mm
1026401000	601 ÷ 750 mm	101 ÷ 200 mm	40÷60 x 20/25 mm
1027101000	751 ÷ 1000 mm	30 ÷ 50 mm	40÷60 x 20/25 mm
1027201000	751 ÷ 1000 mm	51 ÷ 80 mm	40÷60 x 20/25 mm
1027301000	751 ÷ 1000 mm	81 ÷ 100 mm	40÷60 x 20/25 mm
1027401000	1001 ÷ 1200 mm	30 ÷ 50 mm	40÷60 x 20/25 mm
1027501000	1201 ÷ 1300 mm	30 ÷ 50 mm	40÷60 x 20/25 mm

**kant afwerking**

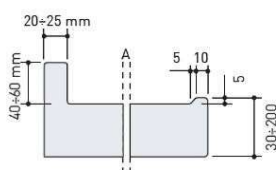
	rand
1028101000	30 ÷ 50 mm
1029101000	51 ÷ 80 mm
1030101000	81 ÷ 100 mm
1030201000	101 ÷ 200 mm

Bewerking: "Easy Clean"

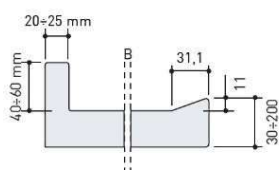
Bewerking: Spazzolato circolare

Bewerking: Wirbel steel

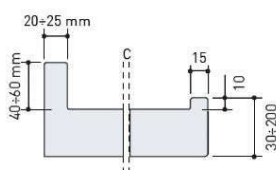
Bewerking: Whirl brushed finish



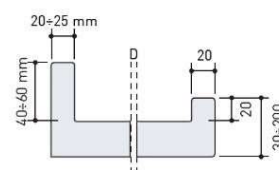
DOMESTIC DRIP CATCHER EDGE




SOFT DRIP CATCHER EDGE



SOFT SQUARE DRIP CATCHER EDGE



SQUARE DRIP CATCHER EDGE



**Dubbele waterkering**      Scotch brite      Max. afm. 1300 x 4800 mm      Radius 2,5

code	diepte	rand
1031101000	600 mm	30 ÷ 50 mm
1031201000	600 mm	51 ÷ 80 mm
1031301000	600 mm	81 ÷ 100 mm
1032101000	601 ÷ 750 mm	30 ÷ 50 mm
1032201000	601 ÷ 750 mm	51 ÷ 80 mm
1032301000	601 ÷ 750 mm	81 ÷ 100 mm
1033101000	751 ÷ 1000 mm	30 ÷ 50 mm
1033201000	751 ÷ 1000 mm	51 ÷ 80 mm
1033301000	751 ÷ 1000 mm	81 ÷ 100 mm
1033401000	751 ÷ 1000 mm	101 ÷ 200 mm
1034101000	1001 ÷ 1250 mm	30 ÷ 50 mm
1034201000	1001 ÷ 1250 mm	51 ÷ 80 mm
1034301000	1001 ÷ 1250 mm	81 ÷ 100 mm
1035101000	1251 ÷ 1300 mm	50 ÷ max 80 mm

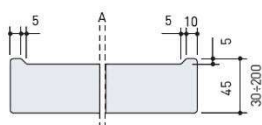
kant afwerking	rand
1036101000	30 ÷ 50 mm
1037101000	51 ÷ 80 mm
1038101000	81 ÷ 100 mm
1038201000	101 ÷ 200 mm

Bewerking: "Easy Clean"

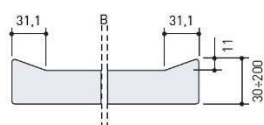
Bewerking: Spazzolato circolare

Bewerking: Wirbel steel

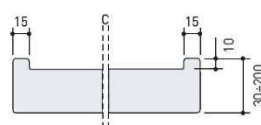
Bewerking: Whirl brushed finish



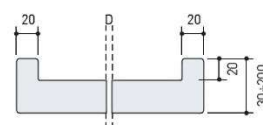
DOMESTIC DRIP CATCHER EDGE




SOFT DRIP CATCHER EDGE



SOFT SQUARE DRIP CATCHER EDGE



SQUARE DRIP CATCHER EDGE



## Speciale randen

Scotch brite

Speciale randen

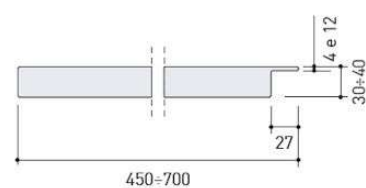
code	diepte	rand
1096101000	450 ÷ 600 mm	30 ÷ 40 mm
1096201000	601 ÷ 700 mm	30 ÷ 40 mm

kant afwerking	rand
1097101	30 ÷ 40 mm

Bewerking: "Easy Clean"

Bewerking: Spazzolato circolare

Bewerking: Wirbel steel



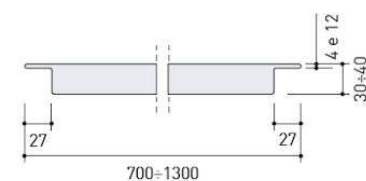
code	diepte	rand
1096301000	700 ÷ 850 mm	30 ÷ 40 mm
1096401000	851 ÷ 1000 mm	30 ÷ 40 mm
1096501000	1001 ÷ 1300 mm	30 ÷ 40 mm

kant afwerking	rand
1097201000	30 ÷ 40 mm
1097301000	30 ÷ 40 mm

Bewerking: "Easy Clean"

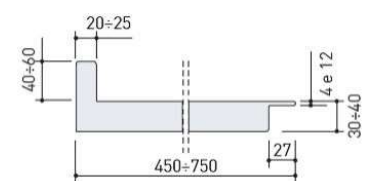
Bewerking: Spazzolato circolare

Bewerking: Wirbel steel



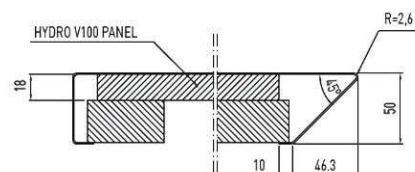
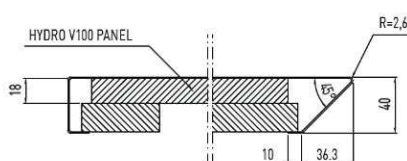
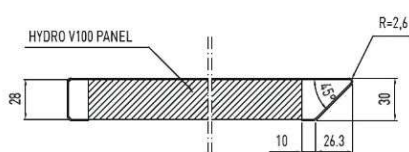
code	diepte	rand
1096601000	450 ÷ 600 mm	30 ÷ 40 mm
1096701000	601 ÷ 750 mm	30 ÷ 40 mm

kant afwerking	rand
1097201000	30 ÷ 40 mm



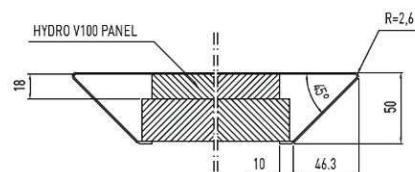
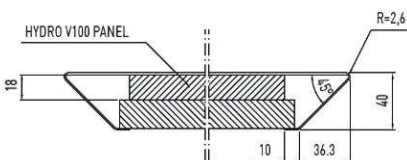
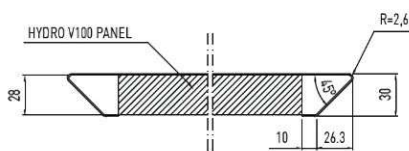
code	diepte	rand	bewerking
1019401064000	450 ÷ 600 mm	30 ÷ 40 mm	"Easy Clean"
1019401065000	450 ÷ 600 mm	41 ÷ 50 mm	Spazzolato circolare
1019401074000	601 ÷ 700 mm	30 ÷ 40 mm	Wirbel steel
1019401075000	601 ÷ 700 mm	41 ÷ 50 mm	Whirl brushed finish

kant afwerking	rand	
1022201004000	30 ÷ 40 mm	Testata dritta
1022201005000	41 ÷ 50 mm	Heads
1022301004000	30 ÷ 40 mm	Testate a 45°
1022301005000	41 ÷ 50 mm	Groove heads



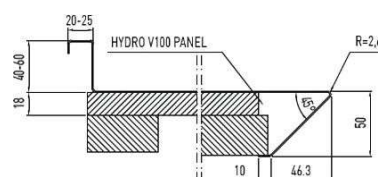
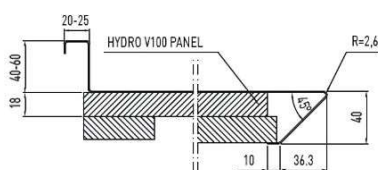
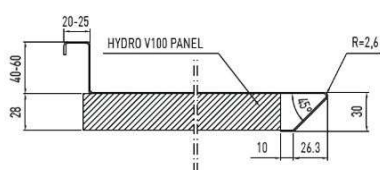
code	diepte	rand	bewerking
1019501074000	701 ÷ 1000 mm	30 ÷ 40 mm	"Easy Clean"
1019501075000	701 ÷ 1000 mm	41 ÷ 50 mm	Spazzolato circolare
1019501124000	1001 ÷ 1250 mm	30 ÷ 40 mm	Wirbel steel
1019501125000	1001 ÷ 1250 mm	41 ÷ 50 mm	Whirl brushed finish

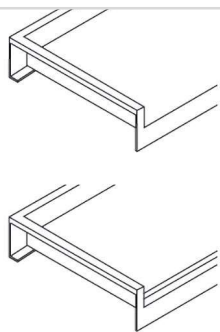
kopsekant	rand
1022301074000	30 ÷ 40 mm
1022301075000	41 ÷ 50 mm



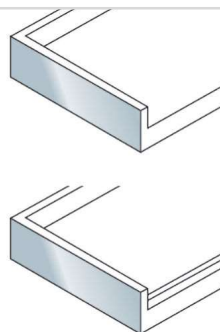
code	diepte	rand	bewerking
1019601064000	450 ÷ 600 mm	30 ÷ 40 mm	"Easy Clean"
1019601065000	450 ÷ 600 mm	41 ÷ 50 mm	Spazzolato circolare
1019601074000	601 ÷ 750 mm	30 ÷ 40 mm	Wirbel steel
1019601075000	601 ÷ 750 mm	41 ÷ 50 mm	Whirl brushed finish

kant afwerking	rand
1022401004000	30 ÷ 40 mm
1022401005000	41 ÷ 50 mm

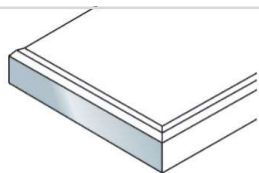




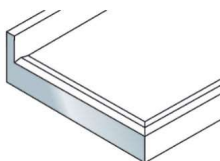
Rand met opstand met  
of zonder waterkering



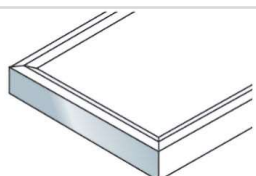
Rand met opstand met  
of zonder waterkering



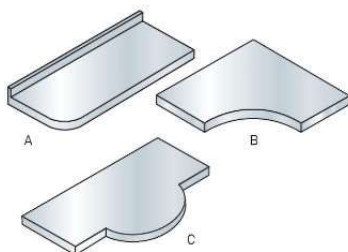
Rand met waterkering



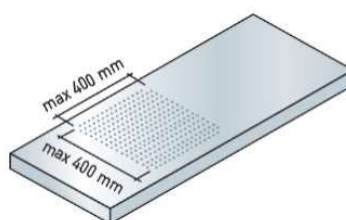
Rand met waterkering



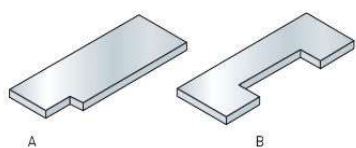
Rand met waterkering



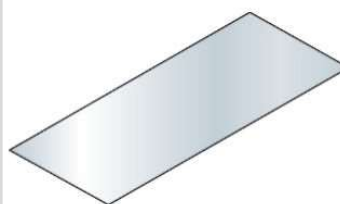
Rondingen



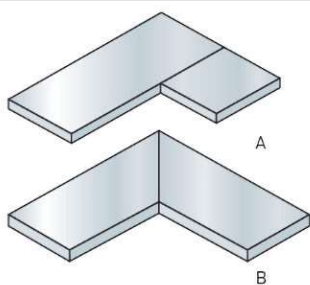
Reliëfoppervlak max.  
400x400 mm



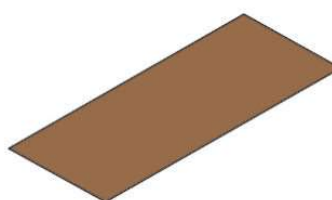
Afstandhouders



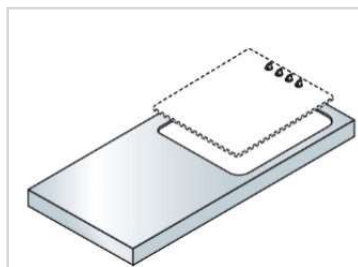
Roestvrij staal  
onderdekking



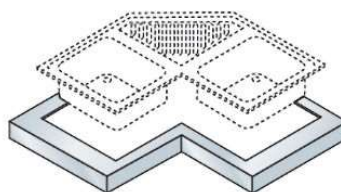
Blad koppeling 90°  
/ 45°



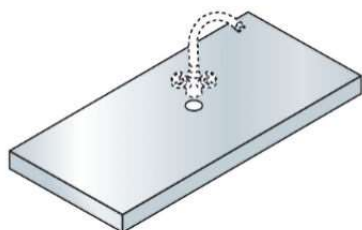
Hydro V100  
onderdekking



Gat voor kookplaat-  
spoelbak



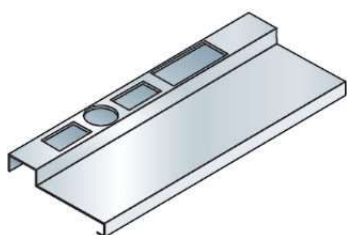
Gat voor hoek spoelbak



Gat voor kraan



Speciaal gevormd gat  
voor spoelbakken en  
kookplaten



Gat voor accessoires  
ruimte



**Evoline**

Stopcontact  
toren rond



**Evoline**

Fliptop push  
roestvrij staal



**Evoline**

Stopcontact  
toren rond



**Evoline**

Vierkant 80  
Roestvrijstalen optisch




**Evoline**

Backflip roestvrij staal



**Evoline**

Stopcontact  
toren vierkant

**Werkblad met opstand**

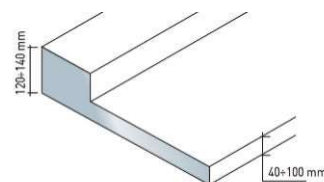
Scotch brite

Max. afm. 900 x 4600 mm

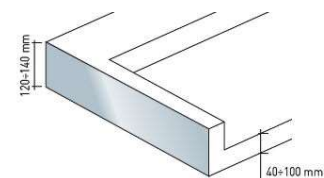
Radius 2,5

code	diepte	dikte	h kanaal
1039101000	750 (600+150) mm	40 ÷ 60 mm	120÷ 140 mm
1039201000	750 (600+150) mm	61 ÷ 75 mm	120÷ 140 mm
1040101000	800 (600+200) mm	40 ÷ 60 mm	120÷ 140 mm
1040201000	800 (600+200) mm	61 ÷ 75 mm	120÷ 140 mm
1040301000	800 (600+200) mm	76 ÷ 100 mm	120÷ 140 mm
1040401000	850 (700+150) mm	40 ÷ 60 mm	120÷ 140 mm
1040501000	900 (730+170) mm	61 ÷ 100 mm	120÷ 140 mm

kant afwerking	dikte	h kanaal
1041101000	40 ÷ 60 mm	120÷ 140 mm
1042101000	61 ÷ 75 mm	120÷ 140 mm
1042201000	76 ÷ 100 mm	120÷ 140 mm



kant afwerking	dikte	h kanaal
1043101000	40 ÷ 60 mm	120÷ 140 mm
1044101000	61 ÷ 75 mm	120÷ 140 mm
1044201000	76 ÷ 100 mm	120÷ 140 mm

**extra bewerkingen**

Bewerking: "Easy Clean"

Borsteling: Wirbel

Borsteling: Circolare

Borsteling: Velvet



**Opbouw kanaal**


Scotch brite

Max. afm. 200 x 4400 x 10 mm

Radius 2,5

code	diepte	rand
1045101000	150 mm	120 ÷ 160 mm
1046101000	200 mm	161 ÷ 260 mm

kant afwerking	rand
1047101000	120 ÷ 160 mm
1048101000	161 ÷ 260 mm

**extra bewerkingen**

Bewerking: "Easy Clean"

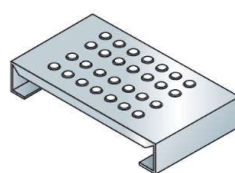
Borsteling: Wirbel

Borsteling: Circolare

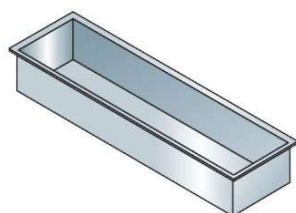
Borsteling: Velvet



Gastronormbak met  
deksel  
176x108xH100 mm  
265x162xH100 mm



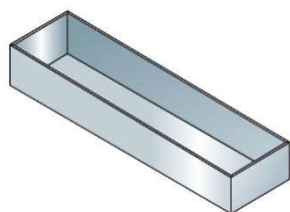
Afdruiptrek glazen  
298x145xH55 mm



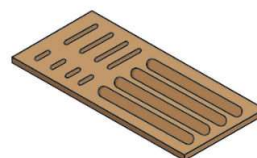
Afdruiptrek zonder  
afvoer  
300x150xH75 mm  
600x150xH75 mm  
900x150xH75 mm



Afdruiptrek borden  
298x145xH73 mm



Afdruiptrek met afvoer  
300x150xH75 mm  
600x150xH75 mm  
900x150xH75 mm



Messenrek +  
4 snijplanken  
300x110 mm



Flessenhouder  
Ø95xH165 mm




## Inbouw kanaal

Scotch brite

Max. afm. 1800 mm

Radius 2,5

**code**

IBK90

**afm. binnen**

822x140x200 mm

**afm. buiten**

862x140x200 mm

IBK120

1095x140x200 mm

1135x180x200 mm

IBK150

1369x140x200 mm

1409x180x200 mm

IBK180

1779x140x200 mm

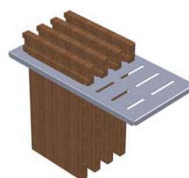
1819x140x200 mm



Afdruiprek borden

**code**

273x139x77 mm

Snijplank houder + 4x  
iroko plank**code**

273x139x195 mm



Flessenhouder

**code**

136x139x175 mm



Afdruiprek enkel glas

**code**

136x139x10 mm



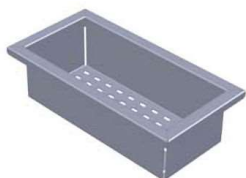
Stopcontact backflip

**code**

273x139x55 mm

Afdruiprek dubbel  
glas**code**

273x139x10 mm



Geperforeerde bak

**code**

150x100x75 mm



Plantenhouder

**code**

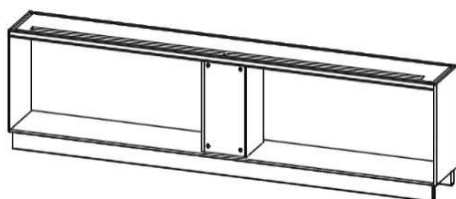
273x139x77 mm

**Accessoire kanaal - lift**

Scotch brite

Max. afm. 2500 mm

Radius 2,5

**eiland**

code 1046201000

afm. L x 430/500x200 mm

**wand**

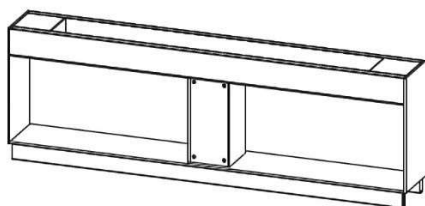
code 104620110

afm. L x 430/500x200 mm

**Accessoire lift - bovenkant montage werkblad**

Bij de wanduitvoering is de achterkant afgesloten door een rvs achterpaneel.

Het accessoire kanaal kan ook als vaste opstelling worden geleverd.

**eiland**

code 1046301000

afm. L x 430/500x200 mm

**wand**

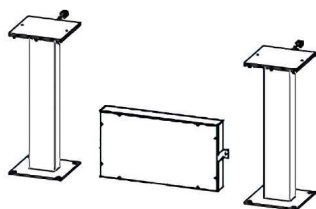
code 104630110

afm. L x 430/500x200 mm

**Accessoire lift - bovenkant vaste bak**

Bij de wanduitvoering is de achterkant afgesloten door een rvs paneel.

Het accessoire kanaal kan ook als vaste opstelling worden geleverd.



eiland 1046400000

wand 1046400000

afm. L x 195/195x533 mm

**Elektrisch liftstelsysteem**

Het lift systeem is gelijk voor de wand - eiland uitvoering. Het systeem wordt per project afgesteld, afhankelijk van de situatie.

**Afstandbediening**

code

1046400010

**Bluetooth**

code

105200180



Ledstrip  
code  
1308600000



Plantenhouder  
code  
1308501010



Afdruiprek glas  
code  
1302101000



Afdruiprek wijnglazen  
code  
1308401000



Afdruiprek borden  
code  
1303101000




Flessenhouder  
code  
1304101000



Kruidenhouder  
code  
1308301000



Lepelhouder  
code  
1308101000



Rolhouder  
code  
1308201000



Stopcontact  
code  
1306300000



— **VSMC**<sup>BV</sup> —  
DISTRIBUTOR DESIGN BRANDS

+31 (0)6 52 23 43 48 — [info@vsmcbv.com](mailto:info@vsmcbv.com) — [www.vsmcbv.com](http://www.vsmcbv.com)